



ಬೃಹತ್ ಬೆಂಗಳೂರು ಮಹಾನಗರ ಪಾಲಿಕೆ
Bruhat Bengaluru Mahanagara Palike



BBMP COVID-19 WAR ROOM 18.10.2022



OVERVIEW OF COVID-19 IN BENGALURU

CASE TRENDS ACTIVE CASES **2,731**

<u>Confirmed Cases</u>	<u>Recovered Cases</u>	<u>Death Cases</u>
199	146	0
18,73,417 #	18,53,696 #	16,990 #

HOSPITALIZATION **8**

<u>ICU – V</u>	<u>ICU</u>	<u>HDU</u>	<u>General</u>
-	-	1	7

INCLUDES GOVT. QUOTA AND PRIVATE WALK-IN HOSPITALIZATION

VACCINATION **853** 2,04,67,550 #

<u>First Dose</u>	<u>Second Dose</u>	<u>Precaution Dose</u>
131	356	366
96,75,840 #	94,75,127 #	13,16,583 #

TRIAGING

MTU

5

ACTIVE CLUSTERS

0

Budding Clusters (<5 Cases)

TESTING **2,329** 3,19,20,632 #

<u>Positivity : 6.42%</u>	<u>RAT</u>	<u>RTPCR</u>
<small>*FOR LAST 7 DAYS</small>	421	1,908

Tele Triage

190

Clusters (> 5 cases)

0

: indicates cumulative numbers till date



ABSTRACT OF COVID-19 SCENARIO IN BENGALURU

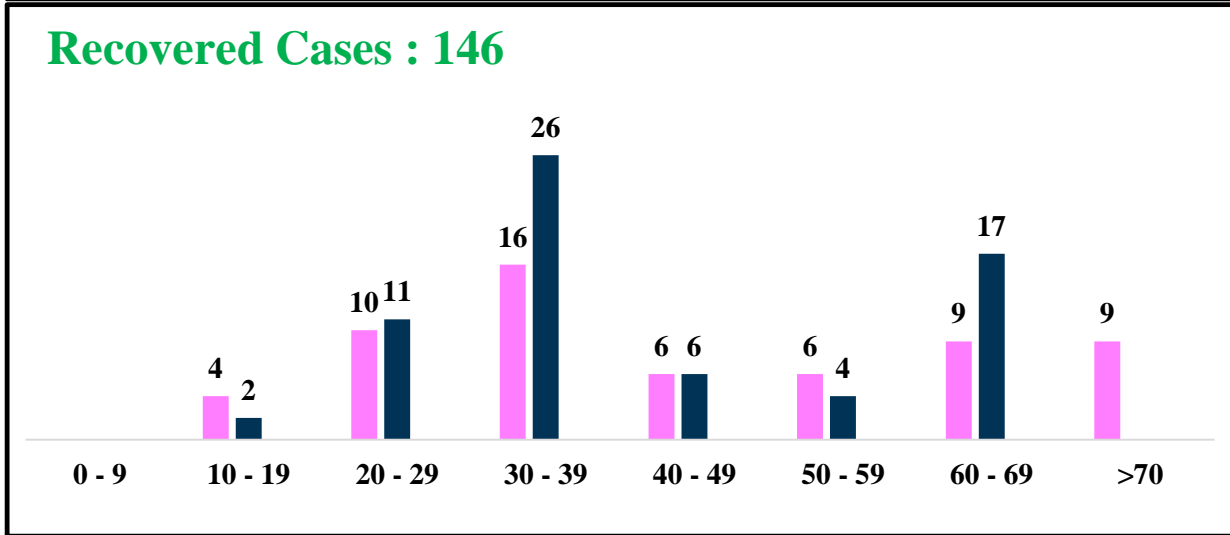
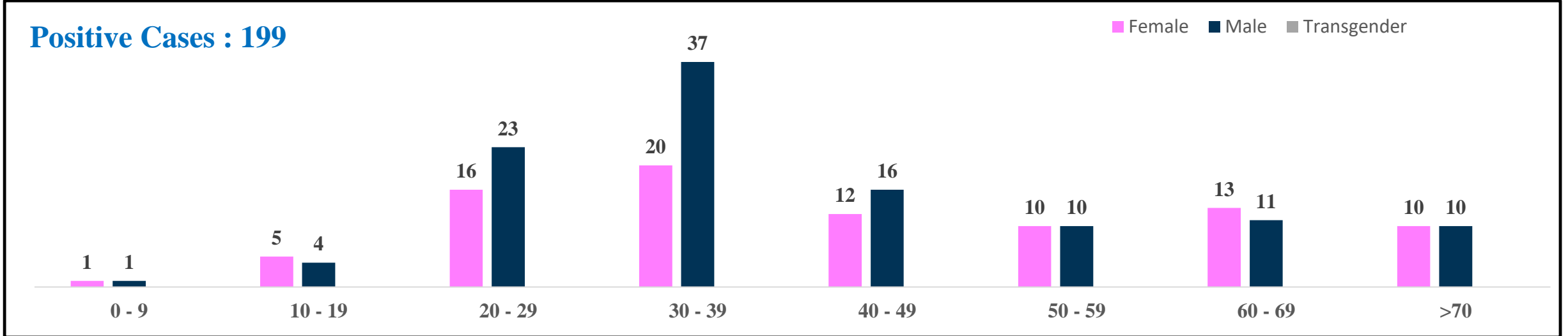


	MALE			FEMALE			TRANSGENDER			TOTAL		
	Last 24 Hours	Last 7 Days	Cumulative	Last 24 Hours	Last 7 Days	Cumulative	Last 24 Hours	Last 7 Days	Cumulative	Last 24 Hours	Last 7 Days	Cumulative
Positive Cases	112	451	11,04,077	87	381	7,68,448	0	0	196	199	832	18,73,417
Recovered Cases	86	330	10,91,557	60	285	7,62,045	0	0	187	146	615	18,53,696
Death Cases	0	1	10,760	0	1	6,226	0	0	4	0	2	16,990
Total Tests Done	In Last 24 hrs. : 2,329			In last 7 days : 12,966			Cumulative : 3,19,20,632					
Vaccine Doses Administered	In Last 24 hrs. : 853			In last 7 days : 6,315			Cumulative : 2,04,67,550					
ACTIVE CASES									2,731			

*Covid deaths occurred today : 00 | Covid deaths occurred beyond last 24hrs., reported today : 00

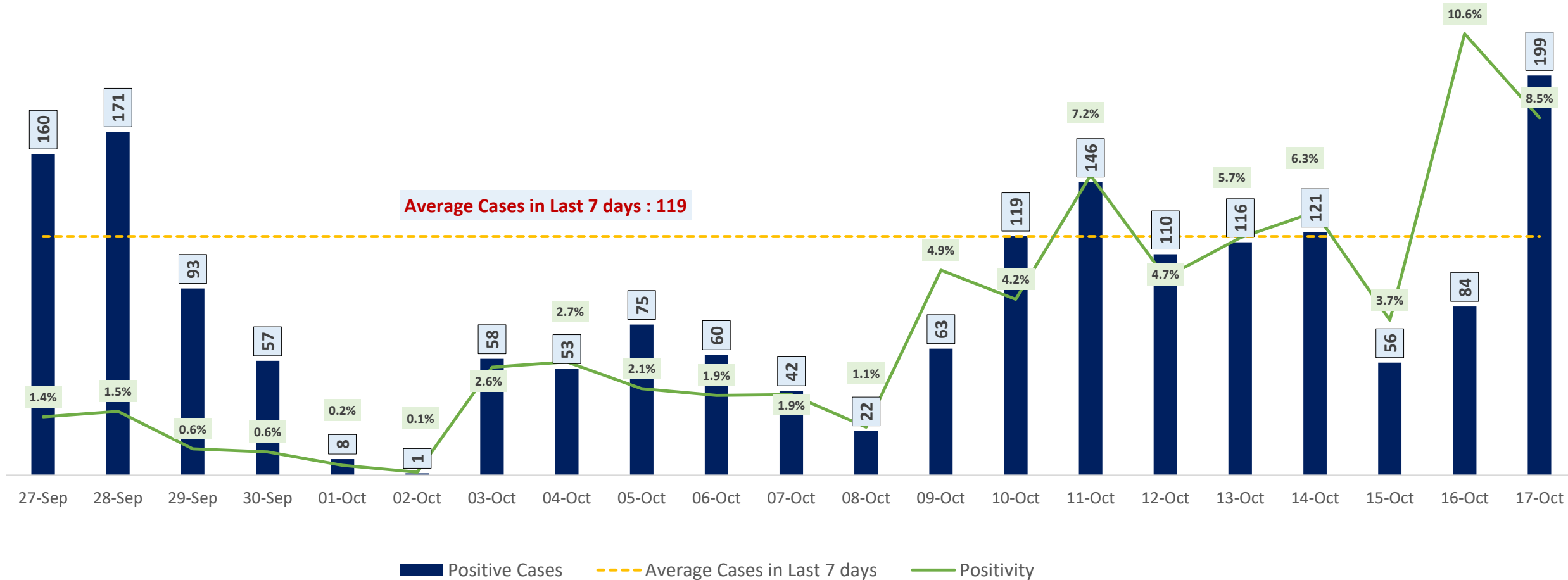


LAST 24 HOURS AGE GROUP AND GENDER WISE DISTRIBUTION





POSITIVITY RATE OF BENGALURU – LAST 21 DAYS

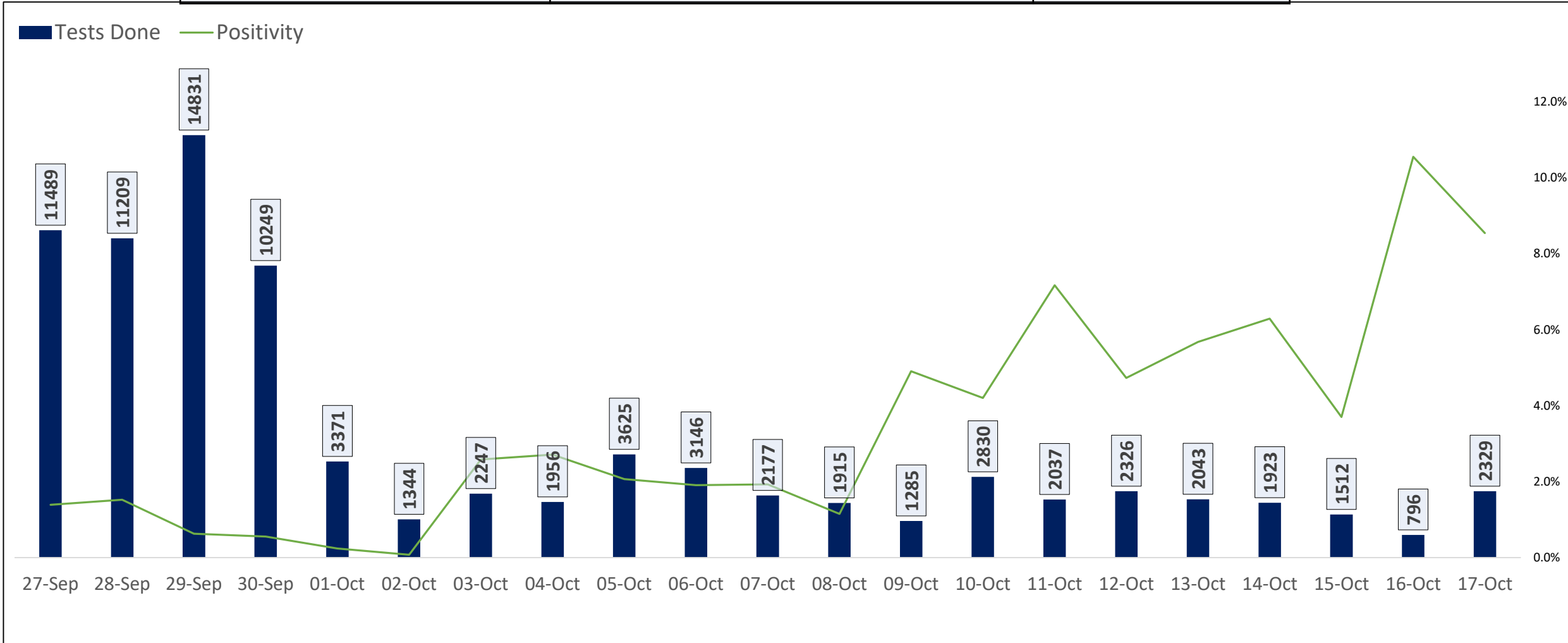




TESTING TRENDS IN BENGALURU

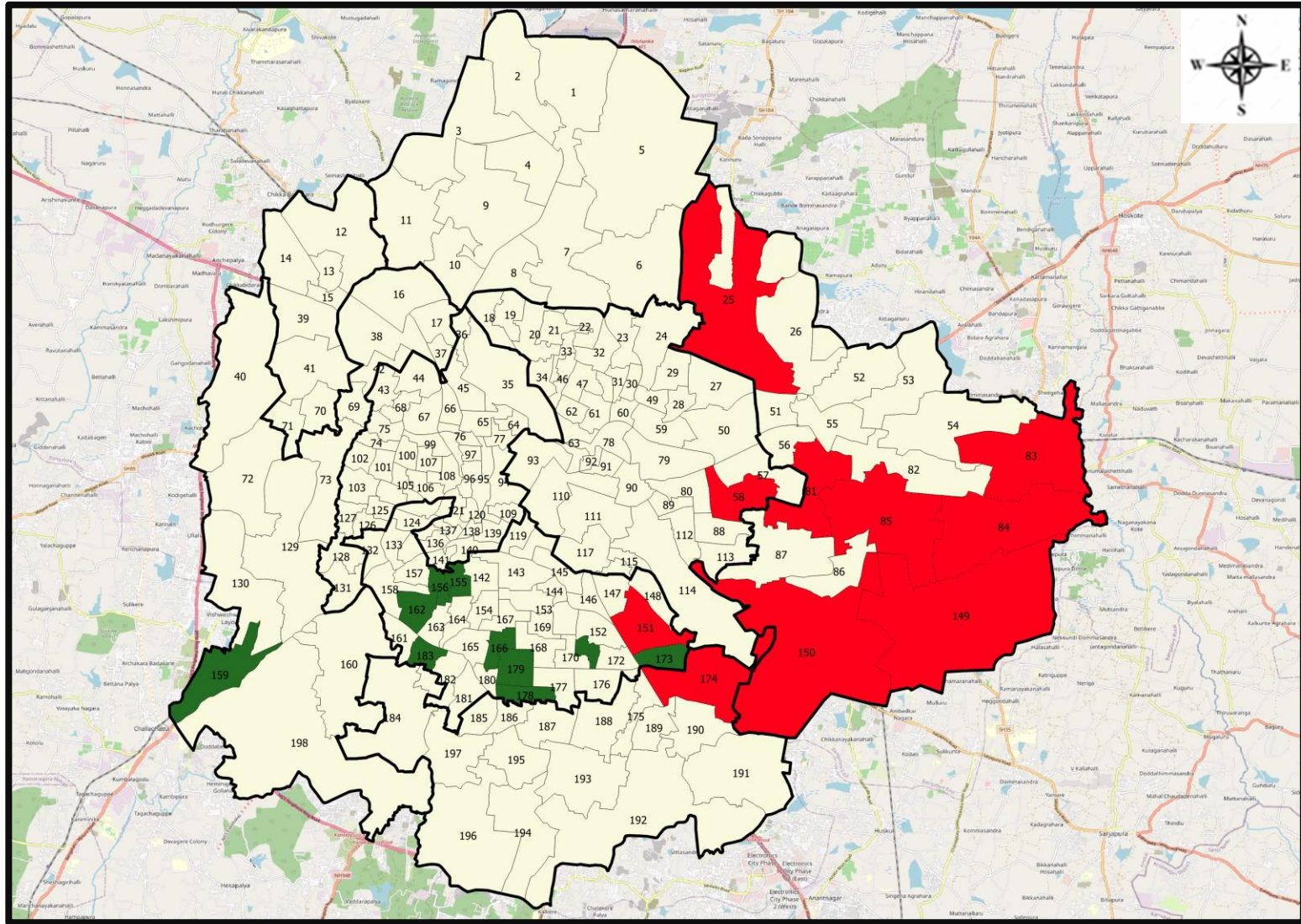


Total Test Conducted Till Date	Test Conducted Last 24 hours	Last 7 Days Average
3,19,20,632	2,329	1,852





BENGALURU URBAN MAP SHOWING TREND OF POSITIVE CASES IN LAST 7 DAYS



Top 10 wards reporting highest number of positive cases in last 7 days

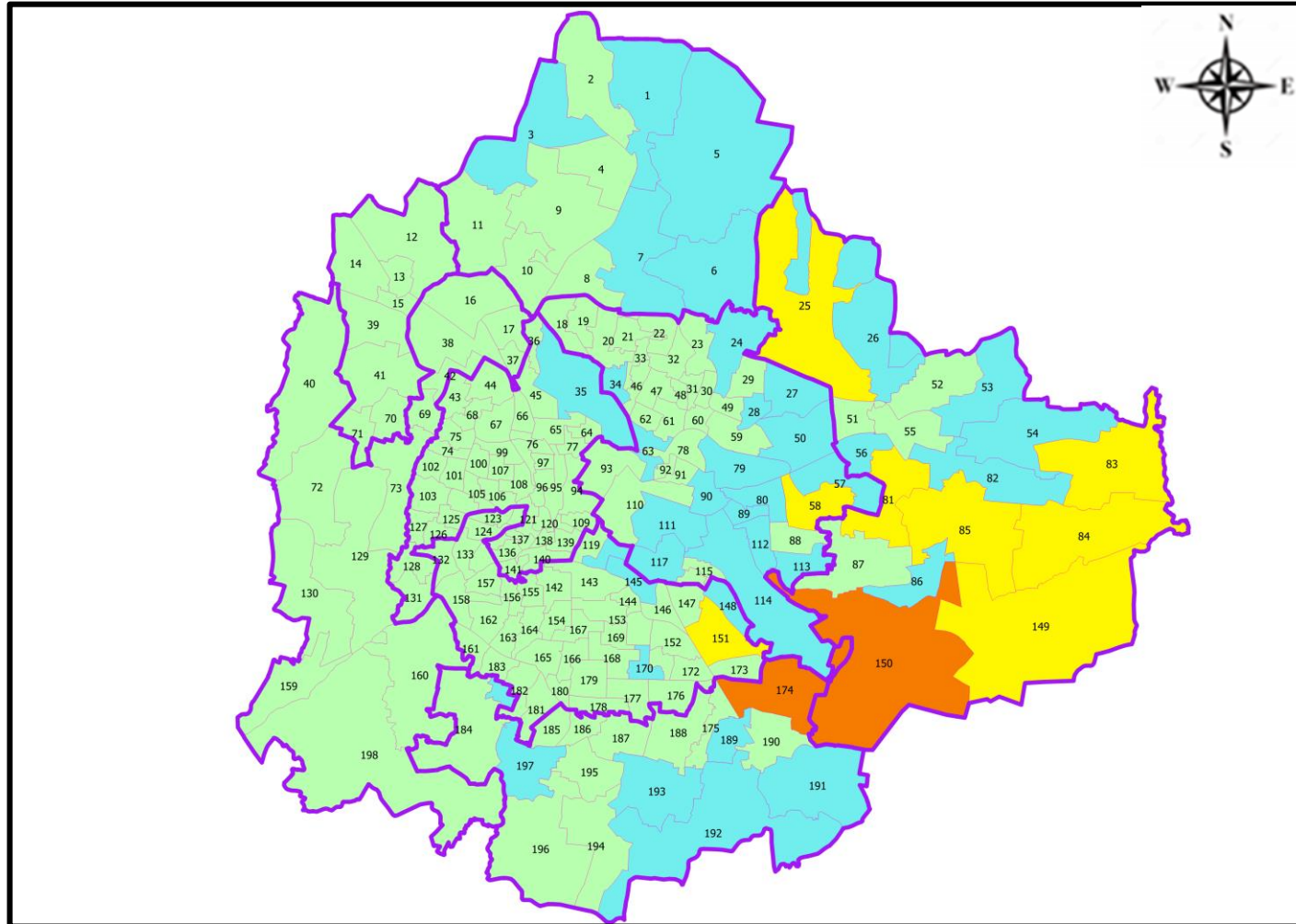
Ward No.	Ward Name	Daily Cases Average
150	Bellanduru	6
174	HSR Layout	4
83	Kadugodi	3
85	Dodda Nekkundi	2
149	Varthuru	2
25	Horamavu	2
84	Hagadur	2
58	New Tippasandra	2
81	Vijnana Nagar	2
151	Koramangala	2

Top 10 wards reporting least number of positive cases in last 7 days

Ward No.	Ward Name	Daily Cases Average
183	Chikkalsandra	0
179	Shakambari Nagar	0
178	Sarakki	0
173	Jakkasandra	0
171	Gurappanapalya	0
166	Karisandra	0
162	Girinagara	0
159	Kengeri	0
156	Srinagara	0
155	Hanumanth Nagar	0



BENGALURU MAP SHOWING INTENSITY OF POSITIVE CASES IN LAST 7 DAYS



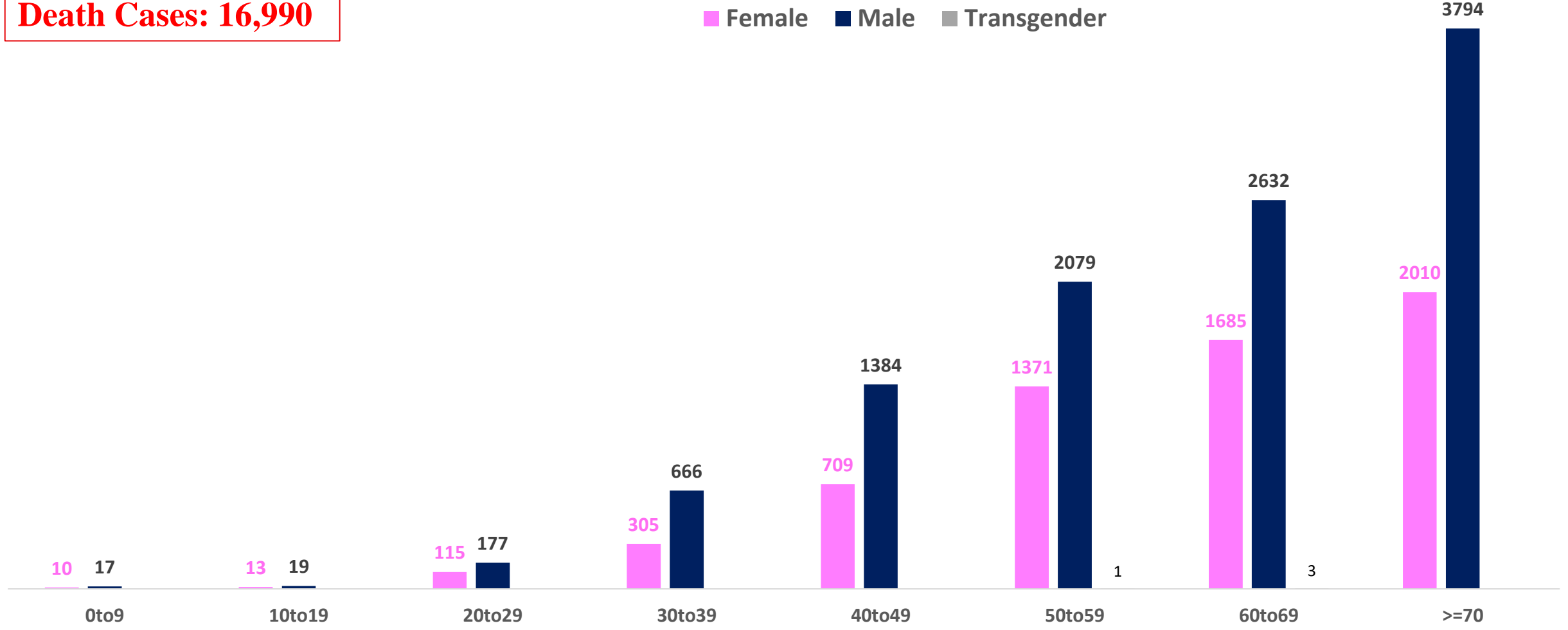
- Level 1 : 0 to 3 Cases
- Level 2 : 3 to 10 Cases
- Level 3 : 10 to 20 Cases
- Level 4 : 20 to 50 Cases
- Level 5 : More than 50 Cases
- Zone Boundaries



AGE AND GENDER WISE DISTRIBUTION OF DEATH CASES



Death Cases: 16,990





COVID-19 SCENARIO IN BENGALURU AND OTHER METROPOLITIAN CITIES



CITY NAME	Positive Cases	Active Cases	Recovered	Deceased	Vaccine Doses Administered
New Delhi	20,04,902	478	19,77,918	26,506	3,73,09,964
Bengaluru*	18,73,417	2,731	18,53,696	16,990	2,37,66,124
Mumbai	11,51,558	1,138	11,30,682	19,738	2,21,28,998
Chennai	7,91,874	2,151	7,80,653	9,070	1,13,84,749

Source : <https://dashboard.cowin.gov.in/> at 4:15pm (18.10.2022)
Source : <https://www.covid19bharat.org/> at 4:15pm (18.10.2022)

*includes BBMP & Bengaluru Urban



SNAPSHOT OF COVID-19 CASES IN BENGALURU URBAN



**Total Wards With
< =10 Cases* :
187**

**Tests Conducted
on 17.10.2022:
2,329**

**Recovery
Rate*:
98.95%**

**Total
Active Cases :
2,731**

**Total Vaccinated
on 17.10.2022:
853**

**Positivity
Rate* :
6.42%**

**Active
Rate*:
0.15%**

**Case
Fatality Rate* :
0.24%**





*Total positive cases In the past 7 days

*CFR and positivity is for Past 7 days



ಬೃಹತ್ ಬೆಂಗಳೂರು ಮಹಾನಗರ ಪಾಲಿಕೆ
Bruhat Bengaluru Mahanagara Palike




Download BBMP Bulletin	https://apps.bbmpgov.in/covid19/mediabulletin.php
To register for vaccination :	https://selfregistration.cowin.gov.in/
BBMP COVID19 Dashboard:	https://apps.bbmpgov.in/covid19/
Follow us on:	 www.facebook.com/bbmp.comm1/
	 twitter.com/BBMPCOMM
	  BBMPSplHealth

Issued by:

Honorable Chief Commissioner, BBMP
Special Commissioner Health & IT, BBMP
MD, Bengaluru Smart City Limited

THANK YOU !



75
ಸ್ವಾಸ್ಥ್ಯವೇ
ಸಾಧನವಾಗಲಿ

ಅರೋಗ್ಯ ಮತ್ತು ಕುಟುಂಬ ಕಲ್ಯಾಣ ಇಲಾಖೆ
ಬೆಂಗಳೂರು ಮಹಾನಗರ ಪಾಲಿಕೆ

ಇನ್ನು ಕೆಲವು ಸಮಯ
ಕೋವಿಡ್ ವಿರುದ್ಧದ
ನಮ್ಮ ಹೋರಾಟ
ಮುಂದುವರಿಸೋಣ.

- ಮಾಸ್ಕ್ ಧರಿಸಿ
- ದೈಹಿಕ ಅಂತರ ಪಾಲಿಸಿ
- ಕೈಗಳ ಸ್ವಚ್ಛತೆ ಕಾಪಾಡಿಕೊಳ್ಳಿ
- ಗುಂಪು ಸೇರುವುದನ್ನು ತಪ್ಪಿಸಿ
- ಸ್ವಯಂಪ್ರೇರಿತವಾಗಿ
ಲಸಿಕೆ ಪಡೆಯಿರಿ

ಕೋವಿಡ್-19 ಮುನ್ನೆಚ್ಚರಿಕೆ ಕ್ರಮಗಳನ್ನು ಪಾಲಿಸಿ. ಇದು ನಮ್ಮೆಲ್ಲರ ಜವಾಬ್ದಾರಿ.

ಹೆಚ್ಚಿನ ಮಾಹಿತಿಗಾಗಿ 24X7 ಲಿಚೆನಿ ಅರೋಗ್ಯ ಸಹಾಯವಾಣಿ 104 ಕ್ಕೆ ಕರೆ ಮಾಡಿ
ಎಲ್ಲರಿಗೂ ಅರೋಗ್ಯ ಎಲ್ಲೆಡೆಯೂ ಅರೋಗ್ಯ

